

333d Training Squadron Student Welcome Packet



Home of the Mad Ducks

Contents

Contents, Point of Contact, Discord	2
Prior to Arrival	3
Security Clearance	4
Uniform Requirments.....	5
Arrival	6
Maps	7
Dining Facilities, Base Shuttle	11
Physical Training	12
Helpful Phone Numbers and Addresses	13
UCWT Course Information	14
UCWT Preparation Material	15
CWO Course Information.....	17
CWO Preparation Material	18
SOAC Course Inofmration	19

Point Of Contact

Follow-up questions regarding the welcome packet can be addressed to the Military Training Leaders 333TRS.TRM.Distro@us.af.mil or DSN 597-9482 / COMM 228- 377-9482 or DSN 377-8285/COMM 228-377-8285. After Hours: 228-365-1165.

Prior to Arrival

Permanent Change of Station (PCS)

If temporary billeting is required, visit <https://af.dodlodging.net/property/keesler-afb> to set up your accommodation. For Reservations with children and pet friendly rooms Please, contact the Lodging office directly for accurate reservations. Students who have a Permanent Change of Station (PCS) will have to establish housing during in-processing, or, preferably, beforehand. PCS students are authorized 10 days in temporary billeting upon arrival to search for housing.

There are no dorms for students who are PCSing. Additionally, on-base privatized housing is only available if your training is at least 12 months. We shortly advise that you contacting the 81st Civil Engineering Sq early. They can assist you with local housing options. Current wait times for housing may be significantly longer than expected. If you plan on rooming with another student, ensure your graduation dates are similar. Basic Housing Allowance (BAH) is allotted to members that have PCS'd to offset housing costs.

Temporary Duty Travel (TDY)

Students attending training on TDY orders must stay in lodging. This includes civilian students. If on-base lodging cannot accommodate your stay they will provide you with a non-availability letter. Do not book off-base accommodations until you have received the non-availability letter from lodging.

If you have your own off-base accommodations, ensure the leasing agreement contains a military clause allowing you to break your lease early under the SCRA (Servicemembers Civil Relief Act).

Per Diem Allowance and Booking Commercial Lodging

Per diem allowance rates are based on the TDY location, stopover point, or other authorized official duty points, but not on the lodging location. Ordinarily, per diem is based on a traveler's TDY location at 2400 hours (midnight). If a traveler obtains lodging outside the area covered by the locality rate for the TDY location because of personal preference or convenience, then per diem is limited to the maximum rate prescribed for the TDY location. See current per diem rates on the DTMO website. <https://www.travel.dod.mil/Travel-Transportation-Rates/Per-Diem/>

- A traveler is responsible for any charges in excess of the per diem rate.
- A traveler is responsible for canceling a room reservation within the established time frame to avoid any no-show charges and must obtain a cancellation number to reverse a no-show charge.
- If a traveler cannot book commercial lodging using the TMC (including the electronic travel system) then the traveler must book directly with the commercial lodging facility (including the hotel's online website).
- If a traveler obtains lodging through an online booking agent, reimbursement is authorized only when the traveler provides a documented itemized receipt for room costs from the hotel or online booking agent showing the following charges.
 - Hotel room rate
 - Hotel fees
 - Hotel taxes

Please note that only itemized charges are considered for reimbursement. On- line booking receipts often break out the cost of the room, but combine taxes and fees. In such cases, only the room cost is reimbursed because the receipt does not itemize taxes and fees.

Inns of Keesler, Keesler AFB
 Bldg. 0470, Fisher St., Keesler AFB, MS 39534
 DSN 597-4900 / COMM 228-377-4900

Security Clearance

- Minimum security clearance of TS/SCI is required prior to arrival. **Exception:** *SOAC students have a minimum security clearance requirement of Secret.*
- Granted access to TOP SECRET & NATO SECRET (for JWICS access).
- The Defense Information Security System (DISS) will be used to verify the security clearance level for students.
- Those already possessing a TS/SCI should ensure their clearance information is accurately reflected in DISS through their security liaison from their prior assignment.
- Failure to complete necessary documents and requirements may result in return to home station, delayed departure for training, delayed training, prolonged stay at Keesler, or becoming administratively withdrawn (for Cyber Warfare Operations (CWO)).

Uniform Requirements

When you report to the 333d Training Squadron, you will comply with all regulations, including grooming and uniform standards IAW DAFI 36-2903. The Uniform of the Day (UOD) is Operational Camouflage Pattern (OCPs). Blues are worn the last duty day of the month, unless otherwise stated. Full-service dress is **required** for all graduation ceremonies. Physical training uniform (PTU) is also required, and we recommend that students bring the full PT uniform, to include jacket and pants. For individuals arriving who are missing any of the mentioned uniform items, they can be purchased at the Military Clothing Store located in the Base Exchange (BX) or found at the Airman's Attic/Thrift Shop. The BX also houses a barber shop and a beauty salon. You may purchase a unit patch while in-processing. Please note temperatures at Keesler AFB vary from the low 30s in the winter to the 90s and 100s with high humidity.

<https://www.afpc.af.mil/Career-Management/Dress-and-Appearance>

Arrival

Location and Directions

The 333d Training Squadron is located in different facilities around base. You will in-process in Bldg 1002, Stennis Hall. (Stennis Hall is available on GPS by name or at 600 First St. Biloxi, MS 39534). SOAC students report to Dolan Hall Rm. 229 to check in.

The base is situated along the Gulf Coast in Mississippi, 63 miles west of Mobile, Alabama and 88 miles east of New Orleans, Louisiana. Keesler is adjacent to downtown Biloxi, which is nestled between Ocean Springs and Gulfport, Mississippi.

If you are travelling from I-10, Keesler's main gate is located off I-110 exit 1C (Division Street). If you are travelling from US Highway 90 (also known as Beach Boulevard) take Porter Ave., north to the gate. Upon arrival to Keesler, please check in at the Tyler House front desk. The concierge will either issue your room key or provide you with temporary off-base accommodations if billeting on base is not available and you do not have private off base accommodations. You must report to the Tyler house to have your orders signed even if you have private accommodations. **Make sure you have the concierge at Tyler house sign and date your orders.**

*****CHECK THE EXPIRATION DATE ON YOUR DRIVER'S LICENSE AND REGISTRATION BEFORE DRIVING ON BASE*****

Parking

Stennis Hall: Students may park across the street from Building 1002, to the north, south, and west. Parking space is limited. Student parking in the staff parking lot (East side of Building 1002) ***is not permitted.***

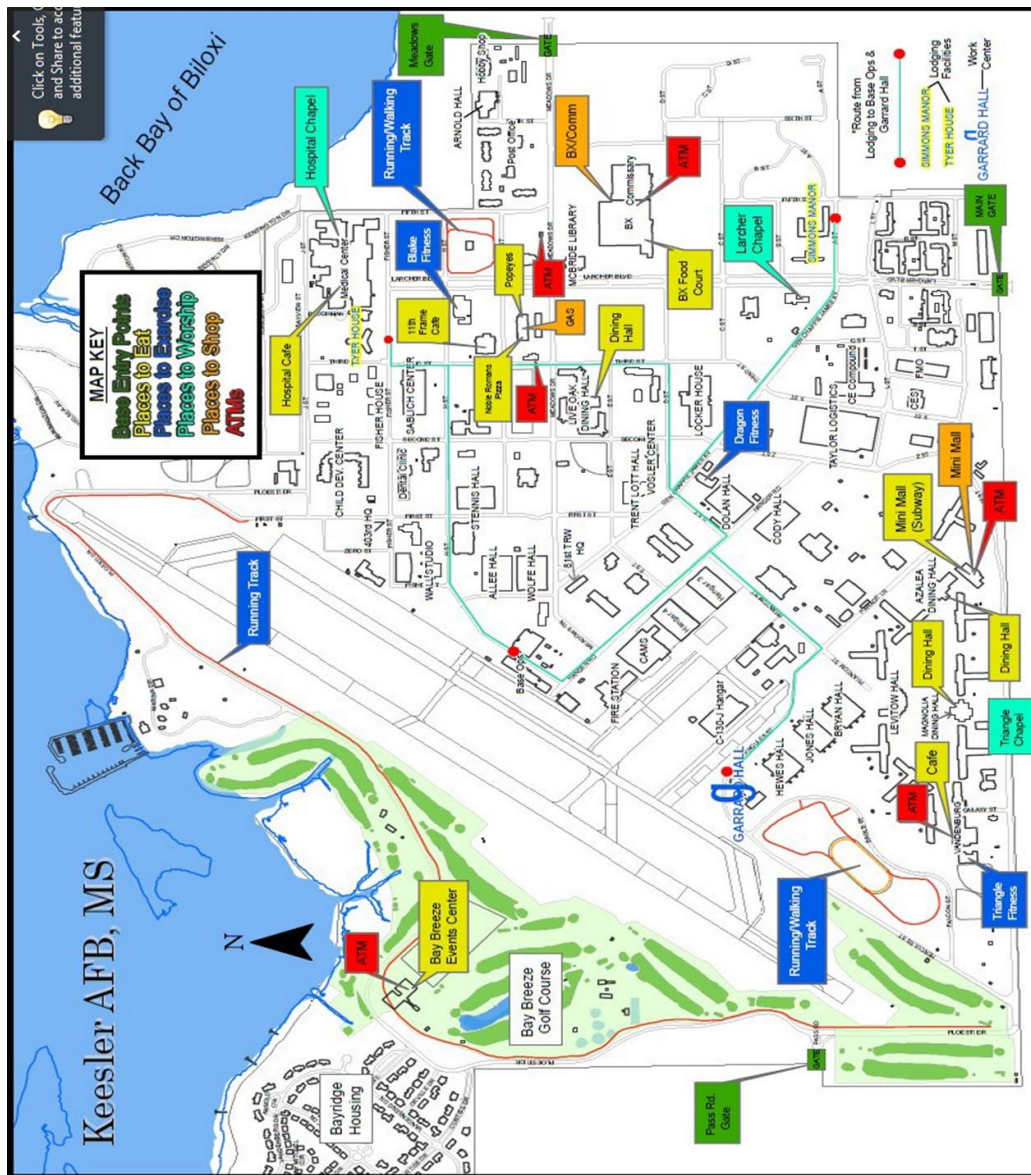
Dolan Hall: Students may park in the parking lot bound by Z St. and Hanger Rd. or in the parking lot near Mathies NCOA on D St.

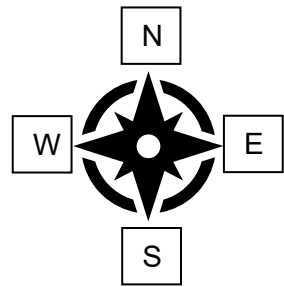
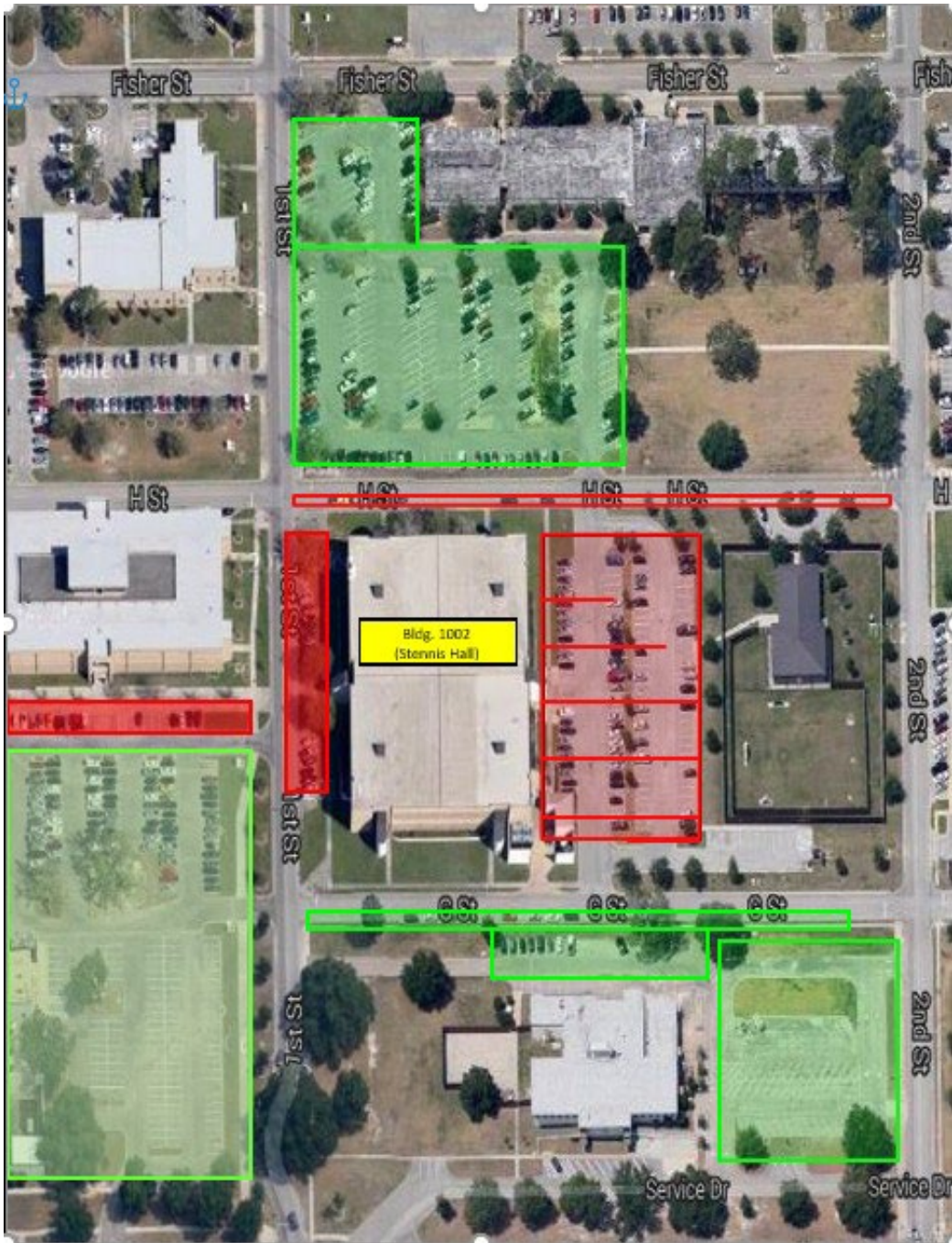
McClelland Hall: students may park in the large parking lot off E St. across from Building 2818 or the parking lot in between Building 2818 and 2nd Air Force Headquarters. ***Parallel parking on E St. is not permitted.***

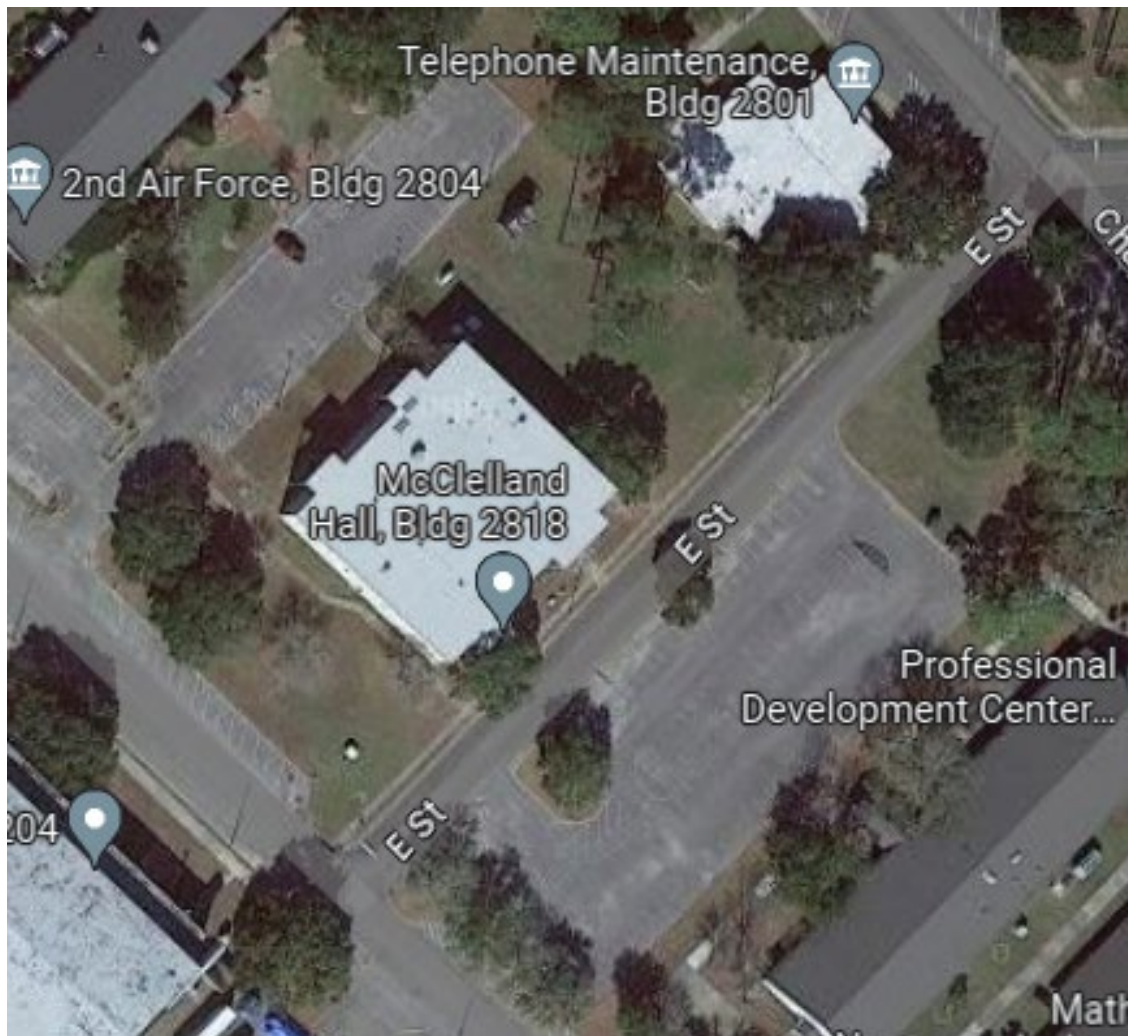
Reporting

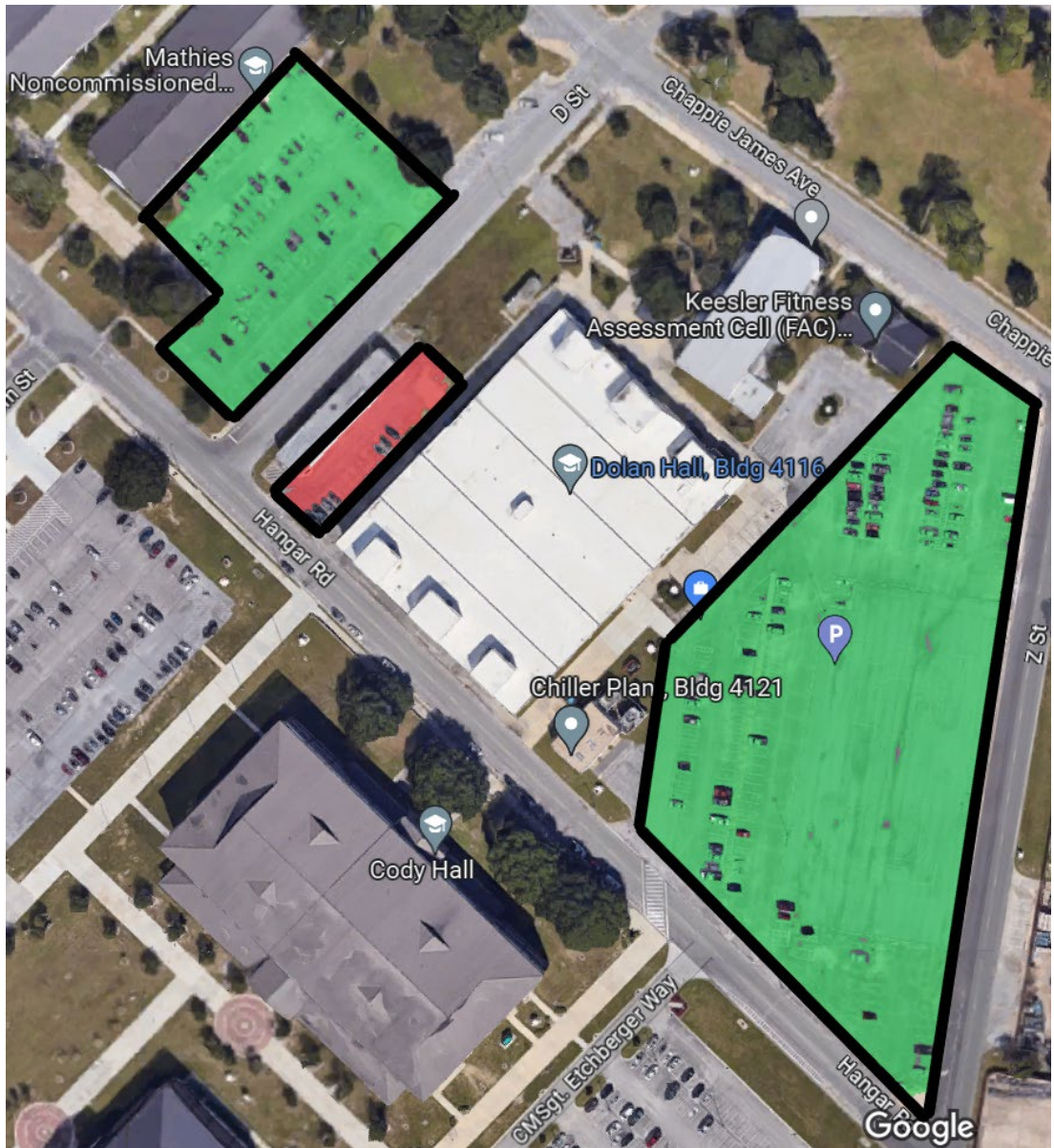
Sign in with the Commander's Support Staff in Room 149 of Building 1002 (Stennis Hall) on the first duty day after your arrival by 0745. You are required to bring at least one copy of your orders and your training RIP(s). You will begin your 333 TRS in-processing checklist after reporting in. and be scheduled for the next welcome brief.

Maps









Dining Facilities (DFAC) and On Base Dining

If your assignment to Keesler is considered a PCS or TDY, you will receive basic allowance for substance (BAS) or per diem. Therefore, you are not on a meal card. You need to plan on cooking, eating on the economy, or paying cash at the DFAC. Civilian students attending UCWT are allowed to eat at the dining facility upon presentation of their TDY travel orders at the dining facility.

Dining facilities hours and other on base food options:

<https://www.discoverkeesler.com/>

AAFES on base dining options:

<https://www.shopmyexchange.com/company/storeDetails.jsp?storeId=1032749>

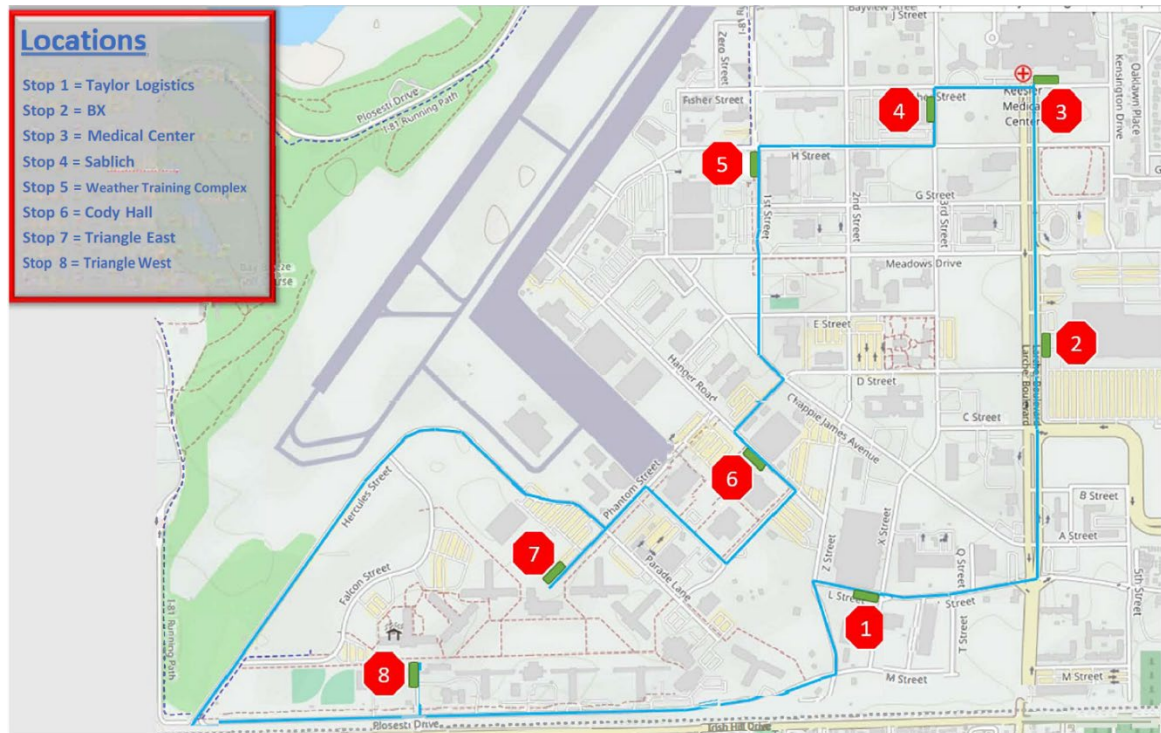
Food Truck Schedule:

<https://www.facebook.com/KeeslerExchange>

More information will be given at the welcome brief.

Transportation

The Base Shuttle operates on duty days, Monday-Friday (including CWS Fridays), from 0500-1700.



Physical Training (PT)

The Chief of Staff and Chief Master Sergeant of the Air Force called for a paradigm shift in the way we view fitness in the military. Instead of concentrating on physical fitness assessments (PFA), they placed an emphasis on making fitness a part of our daily lives, thus bolstering our readiness. 333 TRS will execute the unit fitness plan (defined below) in order to build physically resilient and ready Airmen and Guardians.

PT Definition of Success.

Fitness becomes a part of our daily life, in whatever form you choose.

PT is decentralized and levels of personal accountability are elevated.

333 TRS leads from the front...with a 100% passing rate on PFAs.

PT Schedule and Phases. The following apply to all cadre and students within 333 TRS, regardless of Service affiliation. Exception: Cadre and students are NOT required to conduct PFAs of any type until 42 calendar days after arriving at Keesler AFB in order to acclimate.

Phase 0: Baseline (Quarterly). IAW 2 AF Guidance Memorandum 2022-03, conduct whole-squadron mock PFAs to establish current squadron heartbeat for fitness. Those who score below 80 are required to attend the unit's Fitness Improvement Program (FIP) and mock tested each month until they score ≥ 80 . The PTL running FIP will report monthly mock scores to the UFPM.

Daily PT (Enduring). Execute daily personal PT to create fit and ready Airmen. UCWT, CWO, and SOAC classes will begin at 0815 to permit daily PT. Class/Instructor can agree to shift PT to afternoon, if desired, to accommodate training objectives. PT can also be cancelled by Cadre for training needs/requirements.

Physical Fitness Assessments (PFA) (Enduring). Execute diagnostic tests for interested parties to allow Airmen to test outside of the required month. Airmen may only take three (3) diagnostics per calendar year. Diagnostic tests are offered at the same time as Official PFAs. Official and Diagnostic PFAs are offered the first, second, third, and last Thursday of each month at the Blake Fitness Center at 0630. Members must be in official AF PT Gear. Sign up for an official or diagnostic PFA via the Discord server, #pfa-schedule channel.

Deliverables. Squadron leadership will receive a monthly report from UFPMs on unit standing. This will help inform the quarterly report that's due to 2 AF. Command and Control. The Unit Fitness Program Managers.

Failure to Meet PFA Standards. Failure to maintain Air Force or Space Force fitness standards can have a negative impact on an individual's health and career, and will result in corrective action by the chain of command. Intervention for "Unsatisfactory" fitness scores includes, but is not limited to, participation in a supplemental fitness program, recurring mock physical assessments, and administrative actions.

Helpful Phone Numbers and Addresses

Area code 228

Keesler Air Force Base

Base Operator	377-1110
Airman and Family Readiness	376-8728
Gov. Housing and Referral	376-8614
Billeting/Keesler Inns	374-0088

333d Training Squadron

Commander	377-2259
Commander's Secretary	377-2259
Commander's Support Staff	377-1998
Director of Operations	377-5321
Superintendent	377-3516
First Sergeant	377-7788
Student Management MTL	377-8285
Student Management Unit Program Coordinator	376-8662

Cell Phones

Phones are not allowed to be on or used during class, unless permitted. Cell phones and other outside materials will not be allowed in the secure areas. Cubbies are available for you to secure your belongings.

Websites

www.keesler.af.mil
www.gulfcoast.org
<https://www.homes.mil/>
<http://www.biloxi.ms.us/>
<http://mscoastchamber.com/>
<http://militaryonesource.com/>
<http://www.militaryhomefront.dod.mil/>

ETCA Instructions

For the most up-to-date course information, reference the Education and Training Course Announcements (ETCA) page.

<https://cs2.eis.af.mil/sites/app10-ETCA/SitePages/Home.aspx>

Course codes:

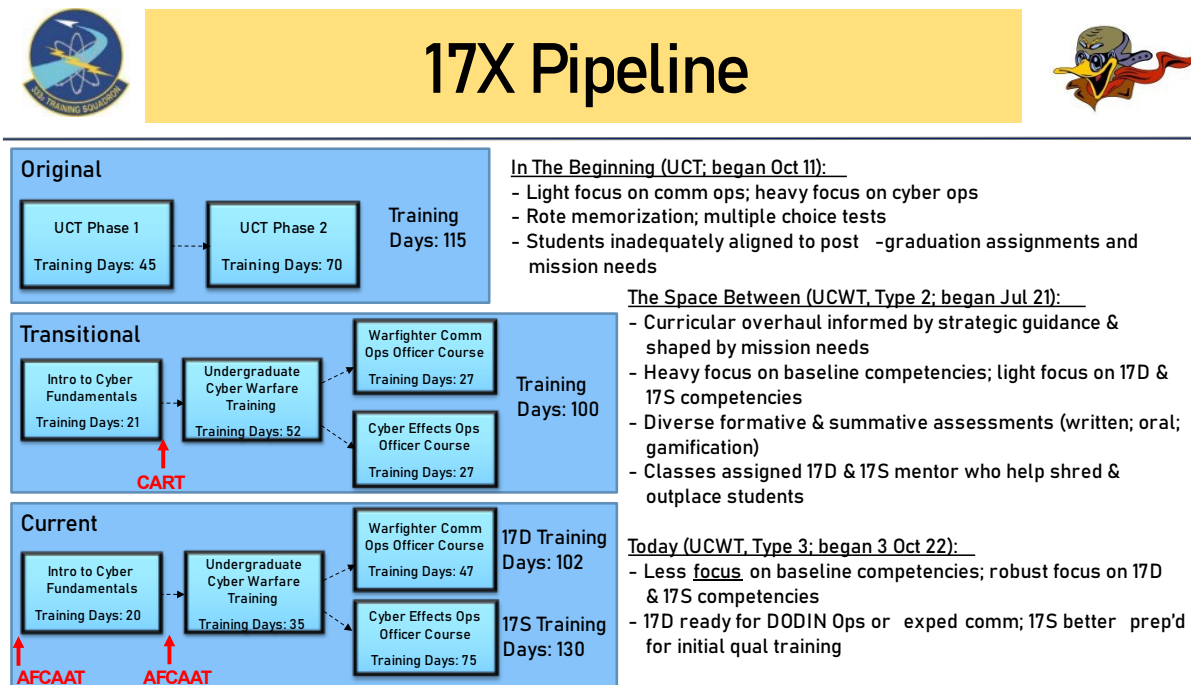
Introduction to Cyber Fundamentals (ICF): E2OQR17XX 00AA

Undergraduate Cyber Training (17X): E2OQR17XX 01AA Warfighting

Comm Operations Officer (17D): E2OBR17D1 02AA Cyber Effects
Operations (17S): E2OBR17S1 03AA

Spectrum Operations (1D7): E8ALR1D732F00AC

UCWT Course Information



UCWT Type II is comprised of four total courses.

Although you will only attend three based on your 17X shred. Due to the amount of technical knowledge needed for this career field, we have attached a UCWT Prep guide to this welcome packet. The material in this guide will help you focus your studies and prepare you for training.

UCWT Preparation Material

Completing this material is not a pre-requisite for UCWT, and not all students will have sufficient time to complete the entire prep curriculum. In the time available, students should focus on topics that are least familiar, working towards topics that are more familiar. If all topics are equally unfamiliar, work from top to bottom (same order material will be presented in class).

This list is designed to build vocabulary reinforce foundational concepts. Completing this preparatory material will help you prepare for UCWT and improve retention of material during technical training.

Cyberspace Operations

Read: JP 5-0 "Joint Operation Planning" (Review chapter IV) <https://www.jcs.mil/Doctrine/Joint-Doctrine-Pubs/3-0-Operations-Series.pdf> Read: JP 3-12 "Cyberspace Operations" (Review chapters II - IV) https://www.jcs.mil/Portals/36/Documents/Doctrine/pubs/jp3_12.pdf

Operating Systems and System Hardware

Read: AF Portal → E-Learning → Search "Operating System Concepts" → On book tab, 2nd Option (Ninth Ed. by Silberschaty) <https://usafprod.skillport.com/>

Complete: AF Portal → E-Learning → [Course] "CompTIA A+ Exam 220- 1001: Working With Motherboards" <https://usafprod.skillport.com/> Complete: AF Portal → E-Learning → [Course] "CompTIA A+ Exam 220-901: BIOS and Startup" <https://usafprod.skillport.com/>

Watch: Introduction to Personal Computers Playlist

Part1:https://www.youtube.com/watch?v=ymsJyo1_6QM

Part 2: <https://www.youtube.com/watch?v=zLRLral0Y7M>

Part 3: <https://www.youtube.com/watch?v=4ULJYi4gnGU>

Networking Concepts

Complete: AF Portal → E-Learning → [Course] “CompTIA A+ Exam 220-1001: Networking” <https://usafprod.skillport.com/>

Complete: AF Portal → E-Learning → [Course] “CompTIA Network+ N10-007: Ports and Protocols and the OSI Model” <https://usafprod.skillport.com/>

Watch: Professor Messer Network+ N10-007 Playlist <https://www.youtube.com/playlist?list=PLG49S3nxzAnmpdmX7RoTOyuNJQAb-r-gd>

Watch: The Network Doctor CCNAX Playlist <https://www.youtube.com/playlist?list=\PLlyGf9RcDvYd9xlQRe4e7OAdPef3XEpdM>

CompTIA Security+ Certification

Complete: FedVTE → [Course] “CompTIA Security+ (SY0-601) Prep” <https://fedvte.usalearning.gov/>

Read: AF Portal → E-Learning → [Book] CompTIA Security+ Study Guide, Sixth Edition (SY0-601) <https://usafprod.skillport.com/>

Watch: Professor Messer Security+ SY0-601 Playlists <https://www.youtube.com/watch?v=9NE33fpQuw8&list=PLG49S3nxzAnkL2ulFS3132mOVKuzzBxA8>

Hardcopy books local (unofficial) study guides.

Study: Wiley Efficient Learning [Test Exam] Security + CompTIA Security+ Practice Tests Exam SY0-601

Security+ UDEMY QR Code



CWO Course Information

Cyber Warfare Operations Apprentice Course

Training Days: 97

Block 1: Operating Systems (Windows)
Block 2: Operating Systems (Linux)
Block 3: Scripting (Python)
Block 4: Network Fundamentals
Block 5: Network Configuration
Block 6: Intro to Cyber Warfare Ops & Law and Ethics
Block 7: Cyber Systems
Block 8: Offensive Cyber Ops
Block 9: Defensive Cyber Ops
Block 10: Operational Planning
Block 11: Capstone

CWO is 97 training days and is composed of 11 blocks of instruction. Due to the amount of Technical knowledge needed for this career field, we have attached a CWO prep guide to this welcome packet. The material in this guide will help you focus your studies and prepare you for training.

Class hours are 0815-1700 Central Time, with PT built in from 0630-0800 each day. This course is only taught in a secure facility, which is open from 0600-1700 daily. Any student that requires access to course materials after 1700 on duty days, weekends, holidays or other non-training days are encouraged to utilize student handouts, practice material, and online training as a supplement. Please schedule all appointments CWS Fridays if possible. Please notify your instructor if any appointments may interfere with instruction. Any problems or emergencies should be immediately reported to an instructor.

CWO Preparation Material

Completing this material is not a pre-requisite for CWO, and not all students will have sufficient time to complete the entire prep curriculum. In the time available, students should focus on topics that are least familiar, working towards topics that are more familiar.

This list is designed to build and reinforce foundational concepts. Completing this preparatory material will help you prepare for CWO and improve retention of material during technical training.

Cyberspace Operations

Read: JP 5-0 “Joint Operation Planning” (Review chapter IV)

<https://www.jcs.mil/Doctrine/Joint-Doctrine-Pubs/3-0-Operations-Series.pdf>

Read: JP 3-12 “Cyberspace Operations” (Review chapters II - IV)

https://www.jcs.mil/Portals/36/Documents/Doctrine/pubs/jp3_12.pdf

TryHackMe (Free):

<https://tryhackme.com/module/windows-fundamentals>

<https://tryhackme.com/module/linux-fundamentals>

<https://tryhackme.com/module/scripting-for-pentesters>

(python

basics)

<https://tryhackme.com/module/network-fundamentals>

<https://tryhackme.com/module/network-security>

<https://tryhackme.com/module/digital-forensics-and-incident-response>

<https://tryhackme.com/module/network-security-and-traffic-analysis>

<https://tryhackme.com/module/malware-analysis>

<https://tryhackme.com/module/red-team-fundamentals>

<https://tryhackme.com/module/metasploit>

DigitalU (free for .mil email addresses)

- PowerShell Byte Session
- Bash Scripting and Shell Programming (Linux Command Line)
- Python for Beginners: Learn Python Programming (Python 3)
- Cisco Networking Fundamentals - CCNA Prep
- Subnetting Made Easy
- Red Team Ethical Hacking - Beginner
- Red Team Tools for Emulated Adversary Techniques with MITRE ATT&CK
- Computer Forensics Fundamentals

CompTIA Security+ Certification

CompTIA Security+ (SY0-601) Prep <https://fedvte.usalearning.gov/>

CompTIA Security+ Study Guide, Sixth Edition (SY0-601) <https://usafprod.skillport.com/>

Watch: Professor Messer Security+ SY0-601 Playlists [YouTube]

Wiley Efficient Learning - CompTIA Security+ Practice Tests Exam SY0-601

SOAC Course Information

1. Building 4116 (Dolan Hall) will be on your right, proceed into Building and check into Rm. 229
2. For more SOAC course information follow the ETCA link provided on page 14.